



WATCH LIGHT Series

WL1 LED Security Lighting

PRODUCT OVERVIEW



Features:

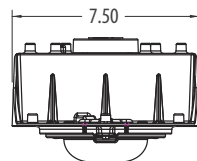
- Wide variety of lumen packages in type 3 & 5 distributions
- All aluminum housing & door
- 2-bolt mounting with +/- 5° adjustment
- Durable prismatic glass optics
- Optional acrylic refactor provides additional vertical foot-candles
- 3000K & 4000K CCT, 70 CRI
- Optional stainless steel thumbscrew for tool-less entry
- ANSI standard wattage label on all units

Standard Performance:

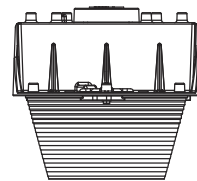
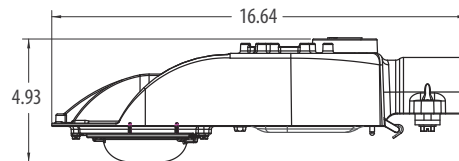
- 120 volt only
- 3 pin photocontrol receptacle
- optional photocontrol
- optional 10kV/5kA surge protection
- 25°C rated
- System life > 70K hrs.



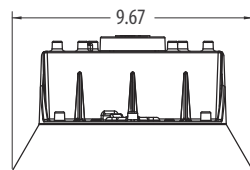
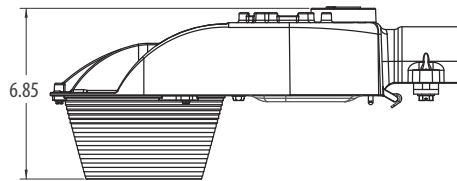
DIMENSIONS



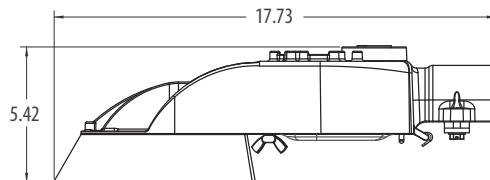
R3/R5 Optic



D3/D5 Optic



N3/N5 Optic



Effective Projected Area (EPA). The EPA for the WL1 is 0.35 sq. ft. Weight= 7.5 lbs. (3.4 kg)

* Units without optional 20kV/10kA surge protection have a reduced capacity to protect installed driver and photocontrol

50-watt LED Light Fixture

***Replaces 175-watt Mercury Vapor or
100-watt High Pressure Sodium lights***

System life > 70K hours.

Five year limited warranty



Only \$130

* Tax & photocontrol sensor not included



MORGAN COUNTY REA

Your Touchstone Energy® Cooperative
The power of human connections



**Available for purchase
at MCREA headquarters**

734 Barlow Road

Fort Morgan, CO 80701

(970) 867-5688

**More information also
on our website:**

www.mcrea.org

This institution is an equal opportunity provider and employer.